


S-200

BEAUTIFULLY
ENGINEERED
ALUMINIUM
DOORS



TLS-90



SPITFIRE
DOORS

MAKE A GRAND ENTRANCE



S-200. WHERE FORM MEETS FUNCTION

1185

The S-200 Series, Spitfire's series of beautiful designer entrance doors, represents one of the most comprehensive ranges of aluminium residential doors in the world.

For over 15 years now, these incredibly secure, stylish, contemporary designer doors have established an unrivalled reputation with the most discerning customers across Europe and also in the very hot and challenging climates of Africa and far east Asia.



1280



1581



SPITFIRE DOORS

MAKE A GRAND ENTRANCE



1175

These beautiful designer entrance doors also seamlessly fuse outstanding aesthetic appeal with state-of-the-art engineering, being meticulously constructed from carefully bespoke designed aluminium sections combined with Winkhaus German engineered precision locking systems – from a 5-bolt hooklock right up to auto-locking.

A sleek black 15mm low threshold comes as standard and a 12mm threshold packer is an option if more clearance is

required at floor level. While all door models incorporating glass feature triple glazing with laminated safety glass, and the inside door face is mirrored with the same decoration as standard. Side and toplights are double glazed, also with laminated safety glass.

Together, this provides you with the perfect synthesis of beauty, technology, security, insulation, durability and exclusivity.

ENTER THE EXCLUSIVE WORLD OF SPITFIRE DOORS

Spitfire Doors was originally established in response to the increasing demand for exclusive, secure, beautifully engineered doors and currently offers the widest range of high-end residential entrance doors in Europe, with many different door styles to choose from and quality designed to last a lifetime.

All designs are exclusive to Spitfire and, in conjunction with our authorised Design Partners, we offer comprehensive survey and installation coverage right across the UK and Ireland. You can even choose a flat flush outerframe or an elegantly curved one.

EXTRAORDINARY AND UTTERLY EXTRAORDINARY


We have showcased the S-200 Series of beautiful designs here. We are confident that these designs will provide you with the flexibility you require along with extraordinary levels of quality and remarkable aesthetics.



1170




1654



1185




1651



1190



1150



1165



1180

SIMPLE, COMPLEX, LINEAR OR CURVED

With Spitfire, of course, you have the option of buying the exact door that you have seen in one of our Design and Installation Partners' showrooms or you have the freedom to design your own door.

Not only that but current trends are also accommodated since our beautiful S-200 Series aluminium doors can be made on an imposing scale, up to 1150mm in width and an impressive 2400mm in height, plus toplights and sidelights!

In fact, with such an enormous range to choose from, including doors with sidelights, toplights, double doors and French doors, it's fair to say that there's a Spitfire S-200 door to suit every kind of property, whatever your personal style and taste in décor.

IMPECCABLE STYLE, IMPREGNABLE SECURITY

A casual glance at a Spitfire S-200 door reveals its beauty. And yet the real beauty of a Spitfire door can be found in its engineering.


Our door is a substantial 80mm thick with no less than three layers of glass making it hardly surprising that every S-200 door conforms to PAS24 levels of security and weathering, specified by the British Standards Institute (BSI).



1736




1315



1310




1360



1361



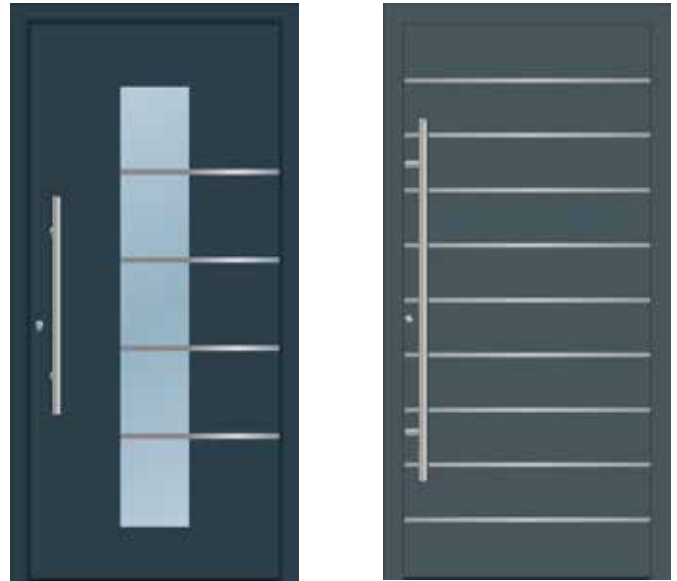
1362



1195

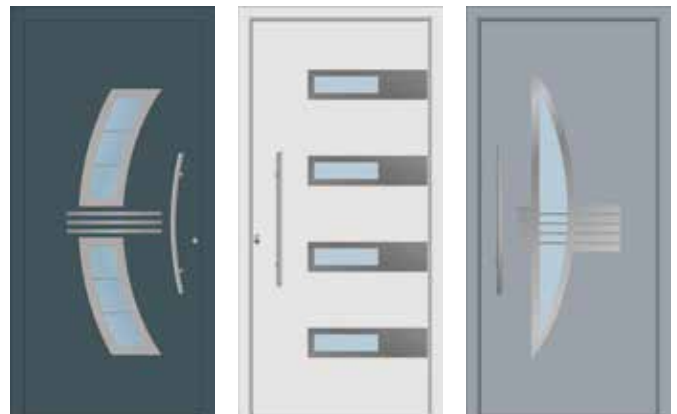
1285

1290



1305


1641



1320

1325

1330



1355

1363

LOWER U-VALUES, LOWER ENERGY BILLS

Just to get a little technical for a moment, U-values are used to measure how effective building products are in preventing heat being lost from inside a building.

In a nutshell, the lower the U-value of a door, the more slowly heat can escape through it, which means the door provides better insulation so that less energy, and therefore of course less money, is needed to heat your home. And Spitfire S-200 Series aluminium doors outperform composite doors with U-values as low as 0.9 W/m²K (trust us, that's very low!)

Which means, to sum up, that these doors will both look great and keep you safe, reducing your domestic running costs and protecting the environment both inside and outside your beautiful new front door.

INTERNAL HANDLE



BRUSHED STEEL

BRUSHED STEEL EXTERNAL HANDLES



SQUARE BAR



OVAL BAR



ROUND BAR



1364




1365



1366



1715



43805



43804




43805



43806



43811



1300



1621



1155

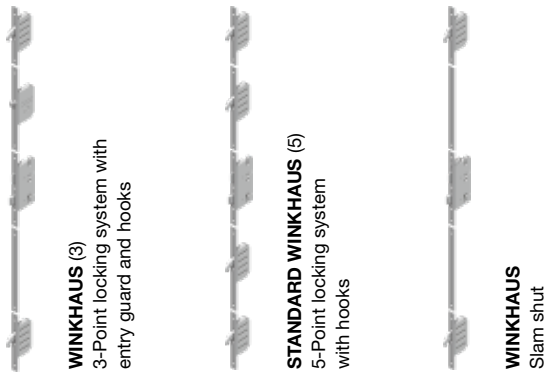


1631

GERMAN LOCKS

You have the option to upgrade from our standard 5-point locking system with hooks. Why not consider our discreet EntryGuard, which allows you to partially open the door to screen visitors, or maybe upgrade to our 'slam-shut' lock, which throws all the hooks automatically as the door engages in the outerframe.

A very useful option is our Day-Latch, which allows you to enter easily without a key, until you need to lock your door securely by flicking a small lever.



1591



1747



1715



1717

DAY LATCH OPTION


At the flick of a switch, this device enables you to leave the door on the 'latch'. Simply flick the switch back and the door is totally secure again.



AV3 LATCH



1721



1725

WINKHAUS ENTRYGUARD

A purpose designed extra locking system with integral guard bar. Far stronger than a flimsy door chain and can be left permanently engaged. Provides perfect peace of mind when answering the door.




ENTRYGUARD



ENTRYGUARD ENGAGED



1732



1661

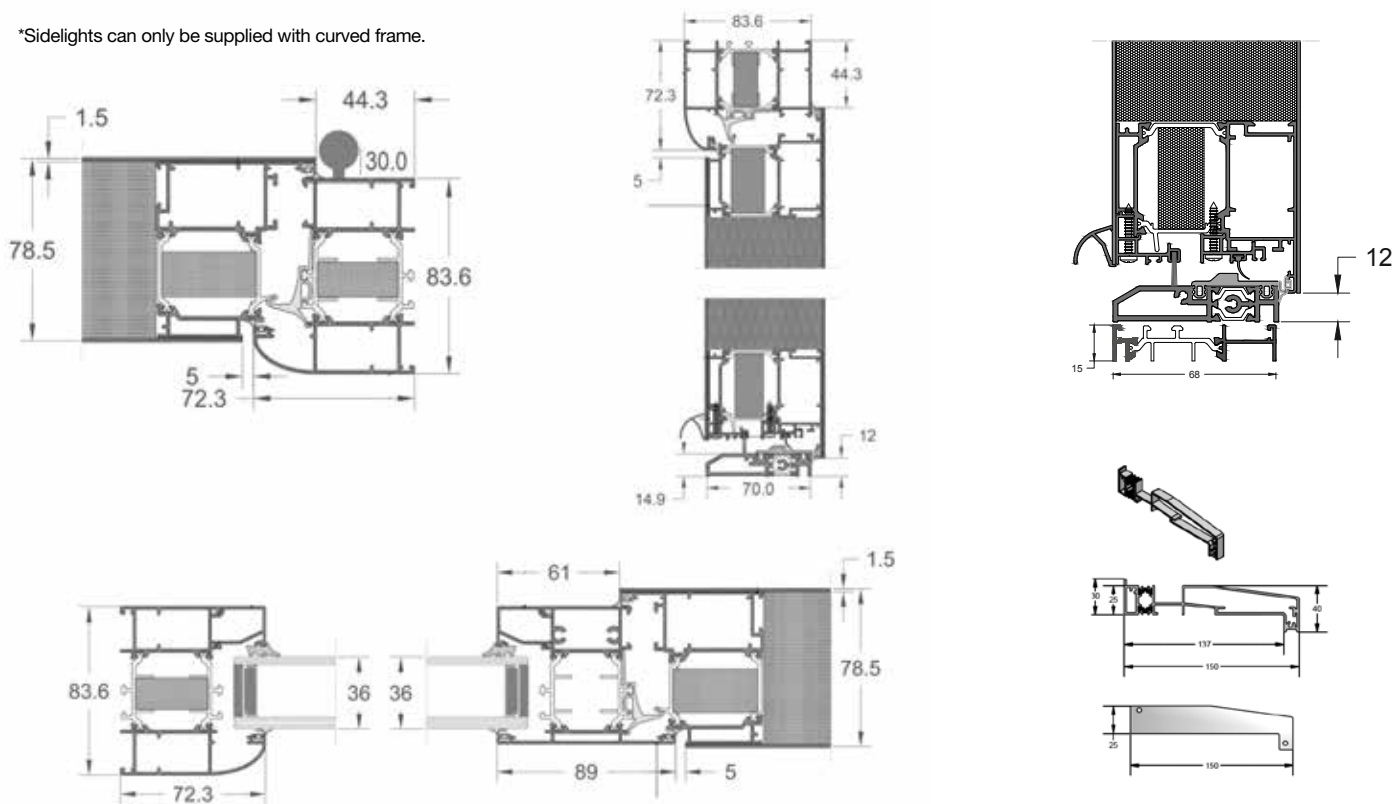
CROSS SECTIONS

CURVED OUTER FRAME

Maximum door width 1150mm

Maximum door height 2400mm

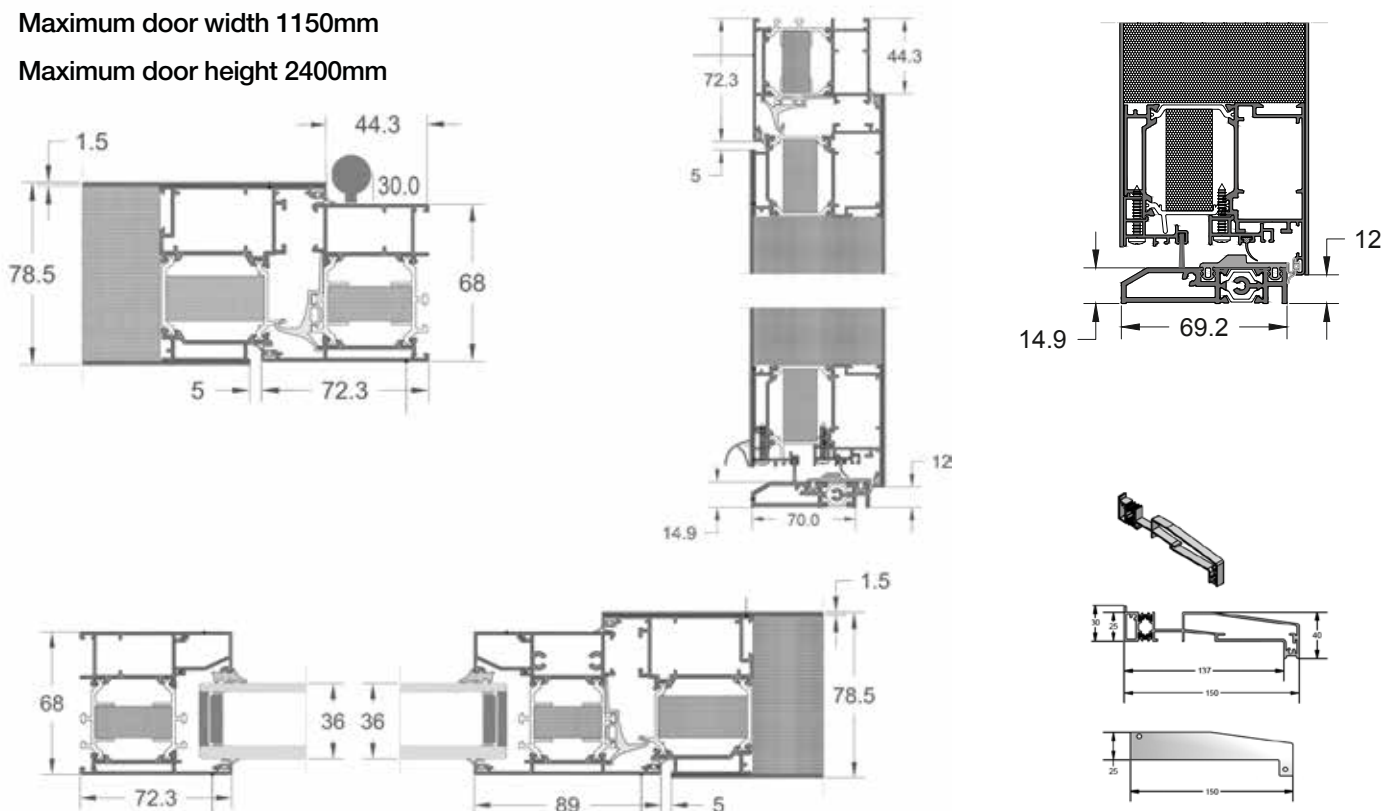
*Sidelights can only be supplied with curved frame.



FLAT OUTER FRAME

Maximum door width 1150mm

Maximum door height 2400mm



OUR STANDARD FINISHES



ANTHRACITE GREY RAL 7016 MID GREY RAL 7040 LIGHT GREY RAL 7035 PURPLE RED RAL 3004 BLACK RAL 9005 CREAM RAL 1015 WHITE SEMI-GLOSS

WOOD EFFECT EXAMPLES




T210 T250 T260 T270 T290 T320 T510 T520 T630

ENDURING BEAUTY

Each S-200 Series door comes with an extremely resilient powder coated paint finish to guarantee colour stability, weather resistance and low maintenance, plus triple seals helping to keep the very worst of our climate's vagaries at bay.

There's a choice of hundreds of RAL colours, in gloss, matt, metallic, dual coloured, or multi-coloured, along with wood effects and many textured finishes.



1752



1755




1757



1765




1671



1712



1710



1740



1767



1762

DECISIONS, DECISIONS

In addition to the myriad of options available in terms of style, finish and security, the S-200 Series also comes with a choice of glass and handles, so it's fair to say that there really is a Spitfire S-200 front door to suit every property.

Not only that but, when you order an entrance door from Spitfire, we explain all these options to you. And, whatever options you choose, we deliver your door ready fitted with your chosen extras in the finish of your choice.

To view the complete range of S-200 designs go to spitfiredoors.co.uk

OUR SHOWROOM PARTNERS. SELECTED AND AUTHORISED BY SPITFIRE

You'll be in good hands with our Design Partners. Because Spitfire Doors has appointed a national network of over 70 authorised Design and Installation Partners, many with showrooms, so you can get up close and personal with the Spitfire range for yourself. Our Partners can discuss your requirements, measure up your property and install your beautiful new front door without fuss or mess.



Contact the Spitfire team and we'll put you in touch with your nearest Spitfire Partner.

01625 412 570

sales@spitfiredoors.co.uk

spitfiredoors.co.uk

Your local Design Partner:



HIGH SECURITY REPLACEMENT WINDOWS DOORS & CONSERVATORIES

UNIT 2 BROADMEADOW INDUSTRIAL ESTATE, TEIGNMOUTH TQ14 9AE

Tel: 01626 772313

Email: info@windowsofdistinction.co.uk



**SPITFIRE
DOORS**

MAKE A GRAND ENTRANCE